


COMPARISON OF WEST PENN WIRE COMPRESSION CONNECTORS:

CN-FS1BNC AND CN-BNCP-RGB

West Penn Wire offers two standard 75 ohm BNC compression connectors for our RGB miniature cables.

Cables:

- 5CRGB
- 6CRGB2P
- 6CRGB4P
- 253CRGB
- 255CRGB
- 256CRGB2P



Connectors:

- **CN-FS1BNC**
Identifiable by:
 - Orange Band
- **CN-BNCP-RGB**
Identifiable by:
 - Smaller Profile
 - Window



CN-FS1BNC


CN-BNCP-RGB

Similarities:

- 75 ohm
- Stripping lengths
- Pull Tension 50 in/lbs.
- Ease of installation and termination

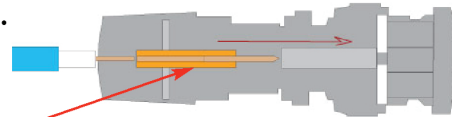
Differences:

- Length of the connector:
 - **CN-FS1BNC** - Uncompressed- 1.525" Compressed - 1.495"
 - **CN-BNCP-RGB** - Uncompressed - 1.368" Compressed - 1.296"
- Center conductor insert:
 - **CN-FS1BNC**- Internal Center Pin Hole

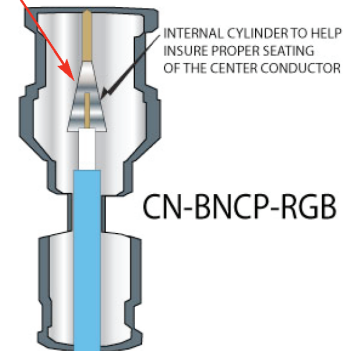


Installer needs to feed the center conductor into the inner hole.

Unseated Center Pin - Installation requires the installer to push the center pin into final position.



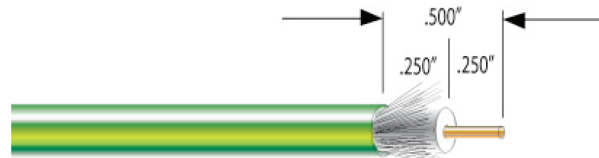
- **CN-BNCP-RGB**- Reduced or necked down cylinder
This cylinder will insure the center conductor be properly placed into the seated center pin.



Strip Tools:

The stripping instructions for both compression connectors are:

- .50" Jacket
- .250" Conductor exposed
- .250" Insulation/shield exposed



There are two tools that can be used to strip the miniature cables:

TL-CSST- two step - two blade strip.

Instructions: Place miniature cable into the strip tool.

Spin the tool clockwise 2 or 3 turns, stop and reverse the spin counter-clockwise 2 or 3 turns.

Either pull the the strip tool from the cable, or release the strip tool and unwrap the individual stripped pieces.





NOTE: Turning the tool too many times, may damage the conductor.

24-7371P- All purpose Strip Tool

The all purpose strip tool is used in the field for stripping many types of cable. Many contractors already carry this tool to an install. Popular tool for smaller sized cables.

Instructions:



1. Mark Jacket .500"
2. Strip Jacket -
Expose Dielectric and trim
Shield
3. Strip Dielectric .250" to expose
center conductor
4. Peel back braid- ensure no
shield or braid is touching the
center conductor.

Compression Tools:

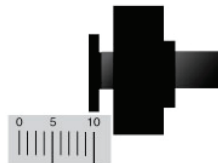
West Penn Wire offers three tools for compression Connectors

- TL-SNSA- Ratchet Style
- TL-548G- Lever Style
- TL-CPLCCT-SLM- Heavy duty Lever Style

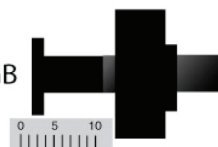
All the above compression connectors can do - BNC, RCA and "F" Type.

- **TL-SNSA- Ratchet Style**
will do Miniature, Minimax, RG59/U and RG6/U
 - Will do both CN-FS1BNC and CN-BNCP-RGB
 - Settings:

CN-FS1BNC
Set Tool to 9



CN-BNCP-RGB
Set Tool to 2




- **TL-548G- Lever Style**

will do Miniature, MiniMax, RG59/U, RG6/U, and RG11/U

- Recommended for our new window style compression connectors.
- Will not do a CN-FS1BNC
- Use for CN-BNCP-RGB

Insert for BNC, RCA, "F"

Swivel head to accomplish
Miniature, or larger RG sized
cables.



- **TL-CPLCCT-SLM- Heavy Duty Lever Style**

Will do Miniature, MiniMax, RG59/U, and RG6/U

- Heavy duty design
- Higher cost compression tool
- Will do CN-FS1BNC and CN-BNCP-RGB

Inserts for BNC, RCA, "F"

